

Bilge Pumps



Automatic Bilge Pumps NEW

Sahara Mk2 is the only automatic bilge pump that eliminates air-locks

- Patented X-Air™ Impeller ejects trapped air in the pump and pipework.

Sahara Mk2 is the easiest automatic bilge pump to install and service

- External mounting feet and integrated outlet reduces time and effort.
- Universal mounting pattern makes replacement simple.
- Service pump cartridge from hard-to-reach areas using only one hand.

Sahara Mk2 is the most reliable automatic bilge pump in freshwater and saltwater applications

- Attwood's SteadySwitch™ reduces cycling and extends the life of the pump.
- 40% better protection against water ingress and electrolysis - vs. Mk1.
- 2X better protection against water ingress and electrolysis - than the leading competition.

Certifications, Standards and Listings

The Sahara Mk2 Automatic Bilge Pumps meet or exceed the following U.S. and international certificates and standards:

Bilge pumps standards

- ABYC H-22
- ISO 8849
- ISO 15083

Marine electrical wiring standards


- ABYC E-11
- ISO 10133
- U.S. Coast Guard Rule, 33CFR-183.425

Ignition protection standards

- ABYC C-1500
- ISO 8846 Marine
- U.S. Coast Guard Rule, 33CFR-183.410


Approvals

- NMMA "As approved listing"
- CE, RCM, UKCA



Exterior Mounting Feet: Eliminates the need to remove the basket, saving OEMs time on production lines.

Single-Hand Pump Cartridge Release: Convenient when trying to access a pump located in a hard-to-reach area of the boat's hull.



Patented X-Air™ Impeller: Prevents air locking so that the pump will not run dry and burn out.

Model No.	Rated Volts DC	Fuse Size	Outlet Type	Check Valve	Wire Length	OEM Part #	OEM Outlet Straight	OEM Outlet 90° Elbow	Part #	Service Kit
S500	12V	3A	3/4" (19mm) & 1" (25mm) Barbs	Y	29-1/2" (750mm)	—	—	—	5505-7	AK5505-7
	12V	3A	3/4" (19mm) Barb	N	29-1/2" (750mm)	5505-2	—	—	—	—
	12V	3A	1-3/8" Threaded*	Optional	29-1/2" (750mm)	5505-1	AS5505S-1	AS5505E-1	—	AK5505-7



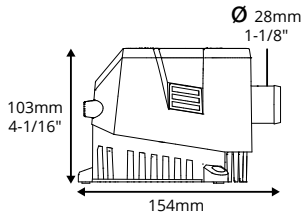
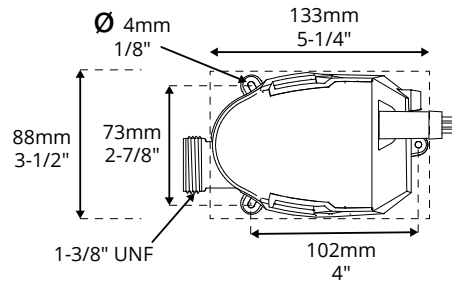
Model No.	Rated Volts DC	Fuse Size	Outlet Type	Check Valve	Wire Length	OEM Part #	OEM Outlet Straight	OEM Outlet 90°	Part #	Service Kit
S800	12V	4A	3/4" (19mm) & 1" (25mm) Barbs	Y	29-1/2" (750mm)	—	—	—	5508-7	AK5505-7
	12V	4A	3/4" (19mm) Barb	N	29-1/2" (750mm)	5508-2	—	—	—	—
	12V	4A	1-3/8" Threaded*	Optional	29-1/2" (750mm)	5508-1	AS5505S-1	AS5505E-1	—	AK5505-7
S800	24V	2A	3/4" (19mm) & 1" (25mm) Barbs	Y	29-1/2" (750mm)	—	—	—	5509-7	AK5505-7
	24V	2A	3/4" (19mm) Barb	N	29-1/2" (750mm)	5509-2	—	—	—	—
	24V	2A	1-3/8" Threaded*	Optional	29-1/2" (750mm)	5509-1	AS5505S-1	AS5505E-1	—	AK5505-7



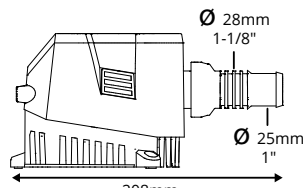
Model No.	Rated Volts DC	Fuse Size	Outlet Type	Check Valve	Wire Length	OEM Part #	OEM Outlet Straight	OEM Outlet 90°	Part #	Service Kit
S1200	12V	5A	1" (25mm) & 1-1/8" (28mm) Barbs	Y	29-1/2" (750mm)	—	—	—	5512-7	AK5512-7
	12V	5A	1-1/8" (28mm) Barb	N	29-1/2" (750mm)	5512-2	—	—	—	—
	12V	5A	1-3/8" Threaded*	Optional	29-1/2" (750mm)	5512-1	AS5512S-1	AS5512E-1	—	AK5512-7
S1200	24V	2A	1" (25mm) & 1-1/8" (28mm) Barbs	Y	29-1/2" (750mm)	—	—	—	5513-7	AK5512-7
	24V	2A	1-1/8" (28mm) Barb	N	29-1/2" (750mm)	5513-2	—	—	—	—
	24V	2A	1-3/8" Threaded*	Optional	29-1/2" (750mm)	5513-1	AS5512S-1	AS5512E-1	—	AK5512-7



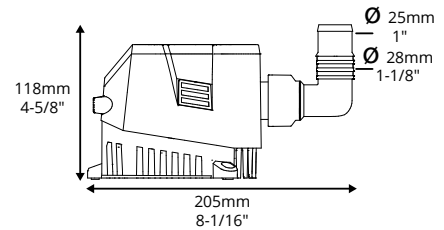
* Must be used with appropriate Sahara outlet.



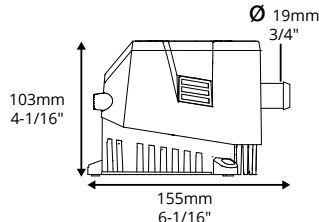
Sahara Mk2 1200 Barb



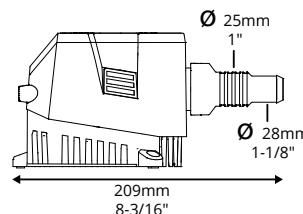
Sahara Mk2 1200 with Outlet - Straight



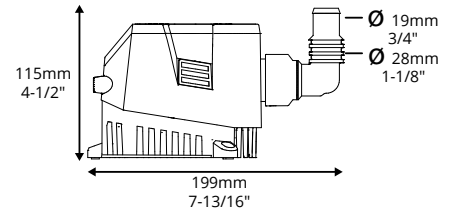
Sahara Mk2 1200 with Outlet - 90° Elbow



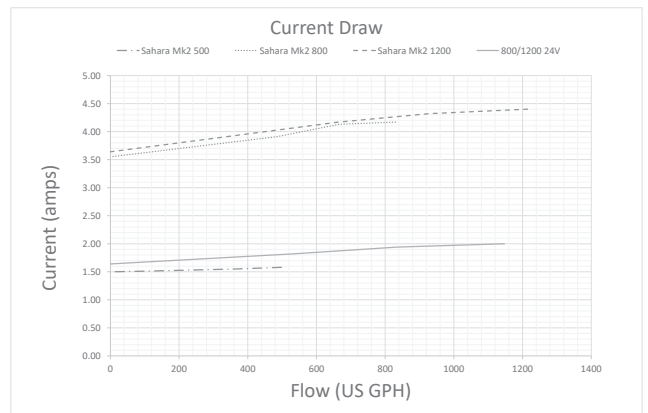
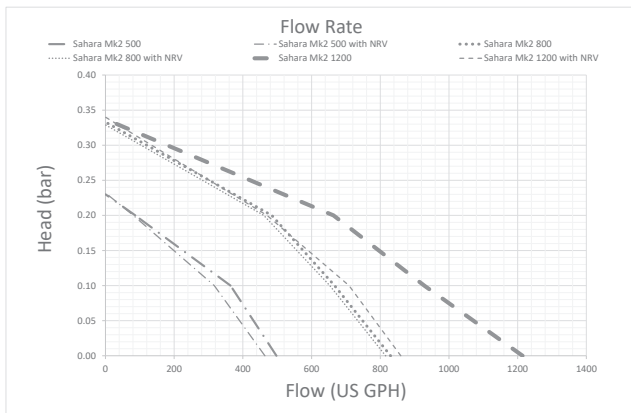
Sahara Mk2 500/800 Barb



Sahara Mk2 500/800 with Outlet - Straight



Sahara Mk2 500/800 with Outlet - 90° Elbow



Mounting Pattern Compatibility

